

Scaled data based on original data using  
LM-79-08 Approved Method: Electrical and Photometric Measurements of Solid-  
State Lighting Products

Test Report Prepared for  
Cooper Lighting Solutions  
(formerly Eaton)

Brand: McGRAW-EDISON

Report Number: P385688

Luminaire Tested: **GWC-SA1B-730-U-SL4-HSS**

Issue Date: 3/3/2020

**Test Information**

Test Method: LM-79-08  
Report Number: P385688  
TEST IS SCALED FROM IESNA LM-79-08 TEST DATA (G2-1903-205-25)  
Test Lab: INNOVATION CENTER  
Issue Date: 3/3/2020  
Manufacturer: COOPER LIGHTING SOLUTIONS (FORMERLY EATON)  
Product Line: MCGRAW-EDISON  
Catalog Number: GWC-SA1B-730-U-SL4-HSS  
Description: GALLEON WALL LUMINAIRE  
(1) 70 CRI, 3000K, 800mA LIGHTSQUARE WITH 16 LEDS AND TYPE IV SPILL LIGHT  
ELIMINATOR OPTICS WITH HOUSE SIDE SHIELD  
Light Source: -  
Ballast/Driver: ELECTRONIC DRIVER

**Summary**

Lumens per Lamp: N/A  
Luminaire Lumens: 4511 lumens  
Efficiency: N/A  
Efficacy: 102.5 lumens/watt  
Luminous Opening: Rectangular (W 0.5' x L: 0.5' x H: 0')  
IES Classification: Type IV - Short  
BUG Rating: B1 - U0 - G2

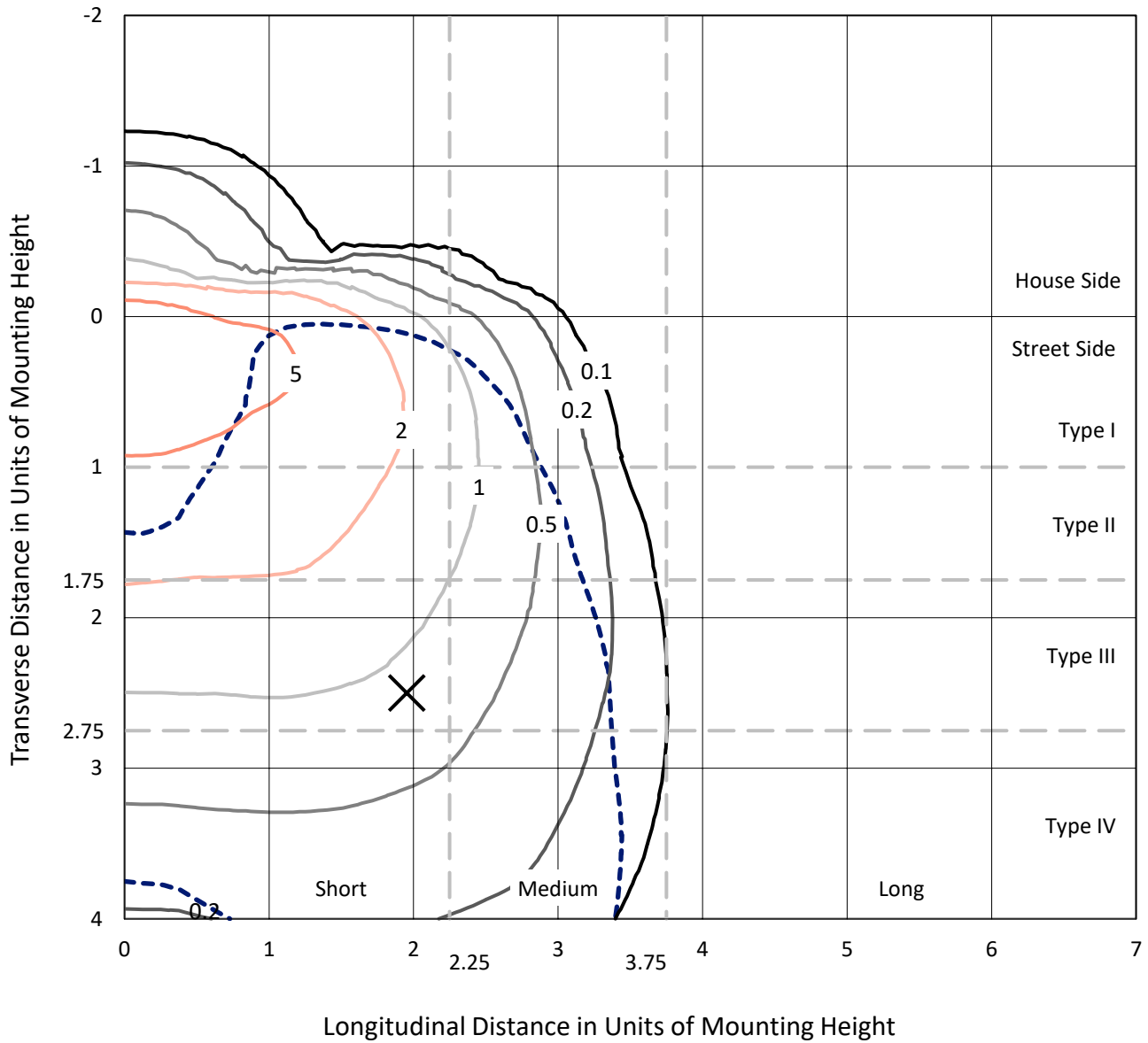
Input Watts (W): 44  
Input Voltage (V): NR  
Input Current (Ain): NR  
Voltage Rise (V): NR  
Power Factor: NR  
Total Harmonic Distortion (THDi): NR  
Frequency (hertz): 60  
Stabilization Time: NR  
Operation Time: NR  
Ambient Temperature (°C): NR  
Test Distance: 24 FT



REPORT NUMBER: P385688  
 CATALOG NUMBER: GWC-SA1B-730-U-SL4-HSS

### Iso-Footcandle Lines of Horizontal Illumination

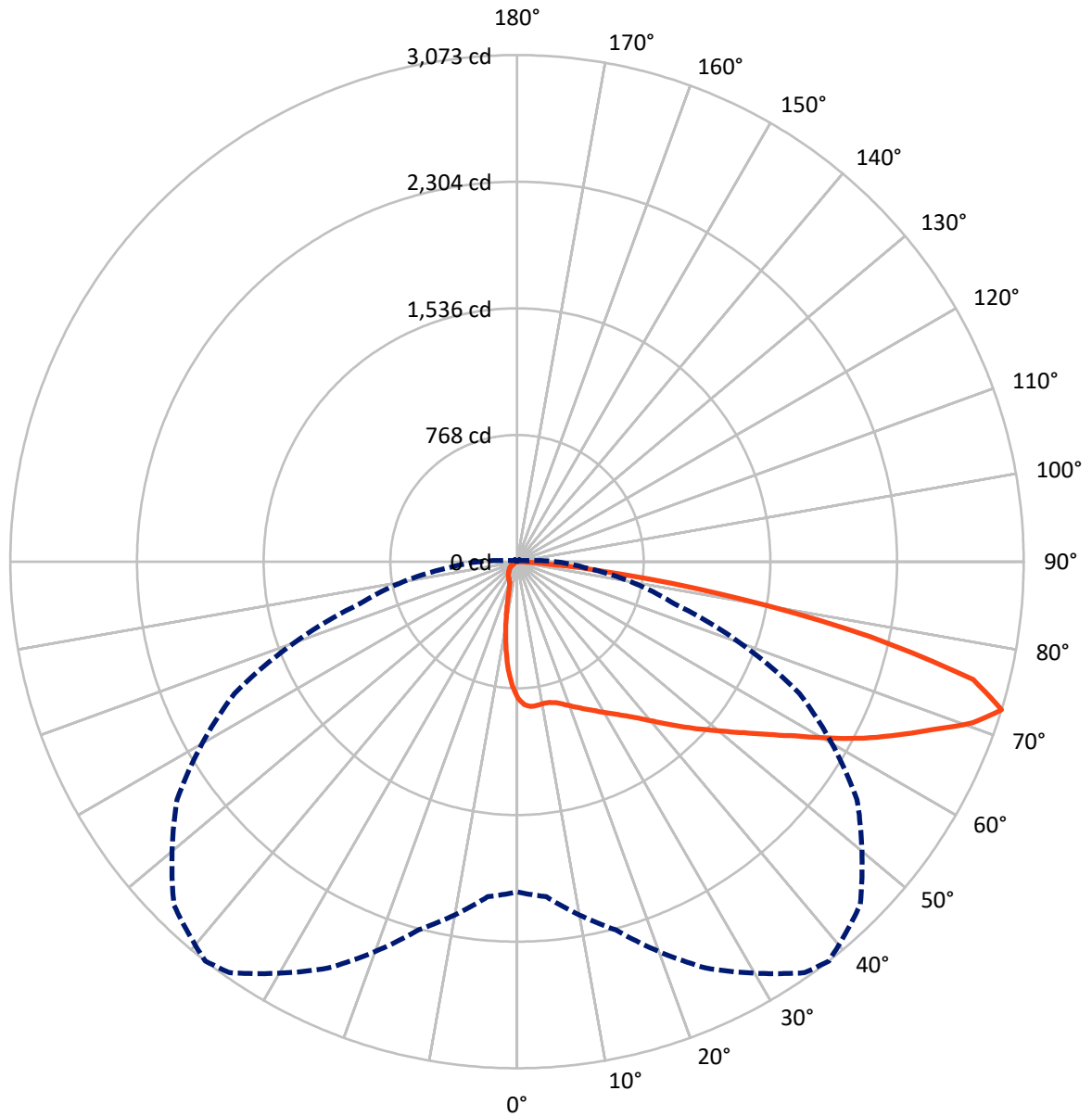
× Max cd  
 - - - 1/2 Max cd



Based on 10 foot mounting height. Maximum calculated value = 8.8 fc  
 Type IV - Short - N/A

REPORT NUMBER: P385688  
CATALOG NUMBER: GWC-SA1B-730-U-SL4-HSS

### Luminous Intensity Polar Plot



— Vertical Plane Through 38-Deg Lateral    - - - Horizontal Cone Through 72.5-Deg Vertical

REPORT NUMBER: P385688

CATALOG NUMBER: GWC-SA1B-730-U-SL4-HSS

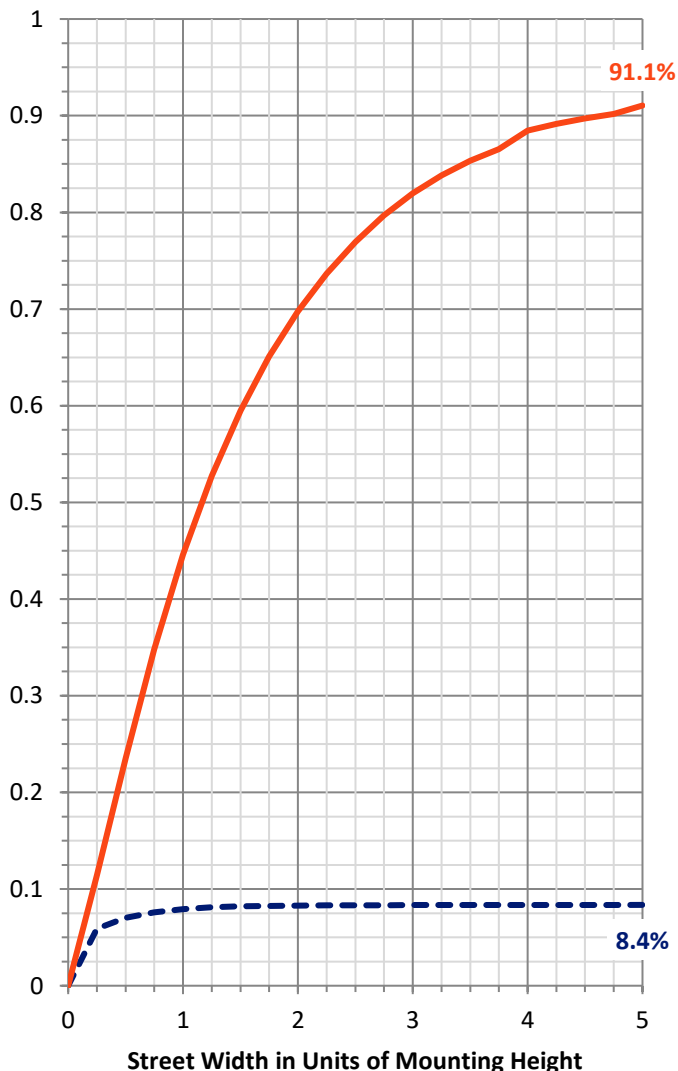
**FLUX DISTRIBUTION:**

		Downward	Upward	Total
<b>House Side</b>	Lumens	379.6	0.0	379.6
	% Fixture	8.4	0.0	8.4
<b>Street Side</b>	Lumens	4131.4	0.0	4131.4
	% Fixture	91.6	0.0	91.6
<b>Total</b>	Lumens	4511.0	0.0	4511.0
	% Fixture	100.0	0.0	100.0

**ZONAL LUMENS:**

Zone	Lumens	% Fixture
0°-10°	70.7	1.6
10°-20°	172.9	3.8
20°-30°	274.9	6.1
30°-40°	413.3	9.2
40°-50°	630.6	14.0
50°-60°	891.2	19.8
60°-70°	1117.9	24.8
70°-80°	835.9	18.5
80°-90°	103.6	2.3
90°-100°	0.0	0.0
100°-110°	0.0	0.0
110°-120°	0.0	0.0
120°-130°	0.0	0.0
130°-140°	0.0	0.0
140°-150°	0.0	0.0
150°-160°	0.0	0.0
160°-170°	0.0	0.0
170°-180°	0.0	0.0
0°-90°	4511.0	100.0
0°-180°	4511.0	100.0

**Coefficient of Utilization**



REPORT NUMBER: P385688

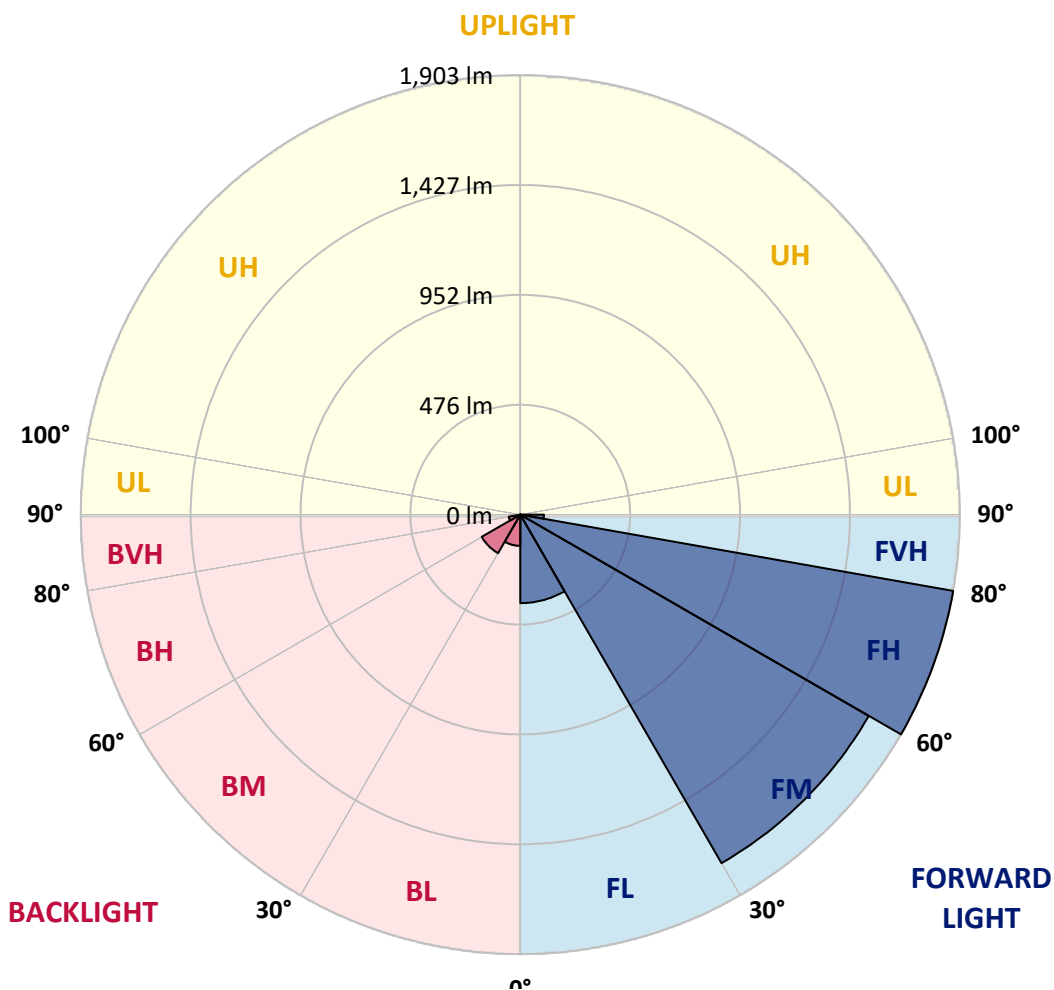
CATALOG NUMBER: GWC-SA1B-730-U-SL4-HSS

**LUMINAIRE CLASSIFICATION SYSTEM LUMEN TABLE AND BUG RATING:**

Zone	Lumens	% Fixture	Zone Rating/Lumen Limit		
			B	U	G
FL (0°-30°)	383.3	8.5			
FM (30°-60°)	1742.4	38.6			
FH (60°-80°)	1903.0	42.2			G2/5000
FVH (80°-90°)	102.7	2.3			G2/225
BL (0°-30°)	135.2	3.0	B1/500		
BM (30°-60°)	192.8	4.3	B0/220		
BH (60°-80°)	50.7	1.1	B0/110		G0/110
BVH (80°-90°)	1.0	0.0			G0/10
UL (90°-100°)	0.0	0.0		U0/0	
UH (100°-180°)	0.0	0.0		U0/0	

**BUG Rating: B1-U0-G2**

Type IV Short





REPORT NUMBER: P385688  
 CATALOG NUMBER: GWC-SA1B-730-U-SL4-HSS

**CANDELA DISTRIBUTION (FULL):**

	0°	5°	15°	25°	35°	38°	45°	55°	65°	75°	85°
0°	829.6	829.6	829.6	829.6	829.6	829.6	829.6	829.6	829.6	829.6	829.6
2.5°	880.5	880.7	878.6	875.3	871.0	868.7	865.0	859.0	852.6	841.2	828.8
5°	898.5	898.5	895.9	891.4	884.4	882.4	875.3	865.7	852.6	834.1	813.3
7.5°	896.6	897.0	893.4	888.8	881.8	880.0	871.3	860.7	844.4	821.9	795.3
10°	886.9	887.8	885.0	882.8	876.4	874.3	866.3	855.6	839.3	815.3	784.8
12.5°	877.0	877.9	878.8	880.9	877.0	876.2	869.8	860.8	845.3	820.4	785.9
15°	870.6	872.5	879.2	887.3	888.2	887.4	883.3	874.9	859.2	833.3	794.0
17.5°	870.6	873.6	887.6	903.0	908.4	909.0	905.4	893.6	874.9	847.2	801.5
20°	877.9	882.0	903.9	925.7	934.7	934.7	927.7	911.2	889.3	859.7	806.5
22.5°	896.6	902.1	929.6	954.7	964.3	962.2	952.8	928.9	904.3	874.0	812.9
25°	933.5	937.7	966.3	991.6	997.4	992.7	980.9	950.2	923.4	893.3	824.5
27.5°	981.1	981.7	1011.3	1032.6	1029.1	1025.9	1011.1	977.0	951.0	920.8	844.5
30°	1033.4	1033.4	1059.4	1075.7	1064.9	1062.2	1047.4	1009.4	986.2	958.3	873.0
32.5°	1084.0	1086.2	1107.4	1117.7	1105.5	1102.9	1088.5	1050.4	1033.0	1015.4	917.4
35°	1132.9	1134.6	1154.6	1160.2	1148.6	1149.4	1139.0	1106.8	1100.3	1098.0	984.3
37.5°	1180.3	1180.6	1201.1	1204.6	1198.8	1205.2	1206.1	1177.6	1189.8	1208.0	1078.5
40°	1223.5	1223.9	1244.1	1253.3	1263.3	1271.5	1278.8	1263.6	1303.9	1346.1	1190.8
42.5°	1258.2	1262.1	1287.8	1305.2	1331.5	1347.2	1367.0	1366.3	1439.7	1503.1	1326.4
45°	1288.7	1295.5	1331.3	1361.8	1406.8	1431.9	1463.0	1487.3	1592.6	1677.9	1463.7
47.5°	1329.0	1335.4	1376.2	1426.2	1486.2	1519.2	1570.7	1623.3	1760.7	1849.5	1597.9
50°	1385.8	1383.0	1423.3	1495.0	1572.0	1615.3	1688.7	1767.6	1927.4	1999.0	1676.7
52.5°	1446.3	1445.2	1475.0	1569.8	1673.2	1723.7	1820.8	1916.7	2086.8	2102.0	1712.9
55°	1521.2	1513.2	1538.3	1655.0	1793.3	1847.6	1961.9	2064.3	2213.8	2160.1	1731.1
57.5°	1599.7	1586.4	1610.4	1750.0	1928.7	1993.0	2118.1	2208.2	2298.3	2199.8	1730.9
60°	1680.8	1665.1	1693.6	1868.8	2096.9	2171.3	2287.5	2305.5	2377.2	2219.8	1718.1
62.5°	1748.7	1739.3	1781.6	1995.8	2284.8	2357.9	2415.4	2393.9	2443.7	2235.4	1688.3
65°	1820.4	1821.0	1889.4	2144.0	2484.6	2533.8	2538.7	2508.5	2499.4	2232.2	1587.6
67.5°	1917.5	1926.5	2040.5	2345.2	2678.8	2716.9	2716.5	2632.7	2540.0	2105.6	1364.0
70°	2020.1	2041.3	2214.8	2575.4	2890.9	2929.5	2909.6	2711.8	2391.6	1702.6	965.4
72.5°	2002.9	2039.6	2311.6	2720.6	3043.2	3072.6	2943.5	2517.5	1890.3	989.5	411.0
75°	1545.2	1587.7	2119.6	2576.7	2883.4	2857.0	2529.1	1959.1	1033.0	276.1	92.5
77.5°	816.3	838.9	1400.2	1963.0	2248.3	2193.0	1781.6	1086.8	314.9	68.4	41.6
80°	427.5	432.8	610.2	1113.8	1387.7	1388.0	1055.9	477.4	129.8	35.0	27.9
82.5°	228.9	233.4	322.4	514.6	727.1	659.1	404.3	262.7	75.5	19.9	26.8
85°	55.1	56.0	182.8	235.1	285.9	204.2	120.1	220.5	20.4	11.6	21.7
87.5°	21.2	21.5	67.8	101.7	72.9	47.2	56.2	82.2	2.6	4.5	3.4
90°	0.0	0.0	0.0	0.0	0.0	0.0	0.0	0.0	0.0	0.0	0.0



REPORT NUMBER: P385688  
 CATALOG NUMBER: GWC-SA1B-730-U-SL4-HSS

**CANDELA DISTRIBUTION (continued):**

	90°	95°	105°	115°	125°	135°	145°	155°	165°	175°	180°
0°	829.6	829.6	829.6	829.6	829.6	829.6	829.6	829.6	829.6	829.6	829.6
2.5°	821.3	816.4	804.5	789.3	775.8	766.0	751.4	741.9	735.5	735.3	732.9
5°	800.5	790.6	764.7	734.0	706.1	681.0	651.4	628.0	610.6	607.7	601.7
7.5°	778.2	761.9	722.2	674.3	627.4	579.8	524.6	490.3	460.9	446.8	445.3
10°	764.5	741.7	685.3	616.0	542.5	465.2	392.9	342.8	306.7	296.4	288.7
12.5°	761.7	731.6	656.8	561.3	456.4	354.1	274.1	220.9	192.0	182.8	180.4
15°	764.5	726.9	632.8	507.1	369.1	251.2	184.0	153.1	142.2	139.6	139.4
17.5°	766.2	721.3	605.7	447.0	284.4	179.5	140.9	131.9	130.2	130.0	130.4
20°	766.0	712.7	573.3	379.9	211.5	141.1	127.4	125.5	125.1	125.3	125.1
22.5°	764.7	702.5	537.7	310.8	159.8	126.1	121.6	120.5	120.3	120.3	120.3
25°	767.2	694.5	498.5	244.7	131.7	119.2	116.3	115.4	115.2	115.2	114.8
27.5°	776.0	690.0	455.6	188.3	119.0	113.0	110.7	110.5	110.0	109.8	110.2
30°	790.2	690.0	408.6	146.5	111.3	106.6	104.9	104.5	104.4	104.2	104.4
32.5°	815.3	695.2	357.3	121.8	104.0	99.5	98.4	98.9	98.4	98.4	98.4
35°	860.7	711.0	303.5	106.2	96.3	92.5	91.4	92.2	91.8	91.8	91.6
37.5°	926.8	740.2	249.4	96.9	89.6	85.6	84.1	85.2	84.9	84.9	84.7
40°	1007.3	782.7	197.8	89.7	83.0	78.9	77.6	78.1	77.2	77.2	77.6
42.5°	1106.8	836.7	152.9	82.8	76.4	72.5	71.8	71.2	69.5	68.6	68.8
45°	1217.4	892.9	119.2	76.1	70.3	67.1	65.9	64.4	61.6	59.8	59.9
47.5°	1316.1	936.2	96.9	69.5	64.6	62.2	60.5	57.7	53.6	51.3	51.5
50°	1368.0	942.7	82.4	62.9	59.4	57.0	54.5	50.2	45.3	42.9	42.7
52.5°	1381.3	912.0	71.8	57.0	54.1	51.3	48.1	42.3	36.9	34.3	33.9
55°	1386.2	865.2	62.2	51.3	48.5	45.3	41.2	34.7	29.6	27.0	26.8
57.5°	1370.0	795.3	54.7	46.3	42.9	39.0	33.9	27.7	22.9	20.8	20.8
60°	1334.3	700.7	48.9	40.8	37.1	32.6	27.4	21.5	17.0	15.4	15.4
62.5°	1262.9	578.1	43.5	35.2	31.7	27.0	22.1	16.3	12.0	11.1	11.2
65°	1128.2	438.6	38.0	30.2	27.0	22.3	17.2	11.6	8.1	8.1	8.4
67.5°	920.0	304.6	32.4	25.7	23.2	18.2	13.1	8.1	5.6	6.4	7.1
70°	609.1	170.9	27.7	21.2	19.9	14.4	9.7	5.4	4.5	6.0	7.3
72.5°	229.9	66.5	23.2	17.0	17.2	11.1	6.9	4.1	4.1	6.6	8.6
75°	64.1	32.6	16.7	12.6	13.5	8.1	5.1	3.6	3.9	7.5	10.1
77.5°	37.7	24.0	10.9	7.3	9.2	5.6	3.4	2.8	3.4	6.4	9.7
80°	30.3	12.7	6.4	3.7	5.1	3.2	2.2	1.7	0.9	2.4	5.1
82.5°	30.3	7.7	3.0	2.6	2.6	1.7	1.1	0.7	0.2	0.0	1.3
85°	20.4	3.2	1.9	1.7	1.3	0.6	0.4	0.2	0.0	0.0	0.0
87.5°	3.4	1.3	0.7	0.4	0.2	0.0	0.0	0.0	0.0	0.0	0.0
90°	0.0	0.0	0.0	0.0	0.0	0.0	0.0	0.0	0.0	0.0	0.0



Signify Classified - Internal  
Cooper Lighting Solutions Photometric Lab  
1121 Highway 74 South  
Peachtree City, GA 30269

Scaled Data Report



Report Generated By 670245982

Signify Classified - Internal  
Cooper Lighting Solutions Photometric Lab  
1121 Highway 74 South  
Peachtree City, GA 30269

Scaled Data Report



Signify Classified - Internal  
Cooper Lighting Solutions Photometric Lab  
1121 Highway 74 South  
Peachtree City, GA 30269

Scaled Data Report



Signify Classified - Internal  
Cooper Lighting Solutions Photometric Lab  
1121 Highway 74 South  
Peachtree City, GA 30269

Scaled Data Report





--- HS — SS

Signify Classified - Internal  
Cooper Lighting Solutions Photometric Lab  
1121 Highway 74 South  
Peachtree City, GA 30269

Scaled Data Report



u

Signify Classified - Internal  
Cooper Lighting Solutions Photometric Lab  
1121 Highway 74 South  
Peachtree City, GA 30269

Scaled Data Report



Signify Classified - Internal  
Cooper Lighting Solutions Photometric Lab  
1121 Highway 74 South  
Peachtree City, GA 30269

Scaled Data Report



(END OF REPORT)